

Headlines

Overseas Markets

US markets finished last week on a high, with Banking stocks driving gains as markets were optimistic on the Greek situation. Sectors which posted the biggest losses in 2011 have rallied the strongest in 2012, including Resources, Banking and Industrial stocks. The S&P500 index is now only 3 points below last year's high.

European stocks also gained as markets speculated Euro Finance Ministers will grant Greece the next bailout payment. Over the weekend, we saw Greek politicians identify the further EU325M in budget cuts needed to receive the next bailout payment.

In China, the Central Bank has cut the reserve requirements for banks, in an attempt to spur further lending and economic growth, amid a slowdown in housing and the Euro crisis weighing on exports.

Australian Market

The Aussie market is set for a positive start, the SPI futures are up only 6 points, though positive news over the weekend from Greece surrounding the further spending cuts required and news from China surrounding banking reserve requirement cuts, will likely buoy the local market.

In company reporting today, Amcor releases full year results, and Bendigo Bank, BlueScope Steel, Seven Group and NIB Holdings all release first half results.

The Aussie dollar received a boost following the move from the Chinese, the Aussie lifting to \$1.078 USD, while Crude Oil hit nine-month highs over \$103 per barrel.

Dow Jones one year chart



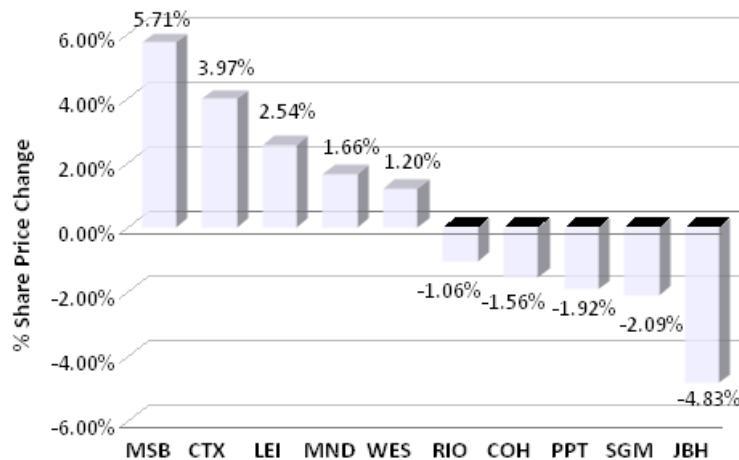
ASX 200 one year chart











Market Data

Indices	Close	Change	FX	Close	Change	Commodities	Price (\$US)	Change	AU Bonds	Rates
ASX 200	4,195.9	0.34%	\$A/\$US	1.0712	-0.40%	Gold	1,725.9	-0.14%	1 Year	3.80%
SPI Futures	4,172	0.14%	\$A/€	0.8147	-0.50%	Silver	33.22	-1.78%	2 Year	3.64%
Nikkei 225	9,384.2	1.58%	\$A/£	0.6766	-0.56%	Platinum	1,633.9	0.48%	3 Year	3.63%
Hang Seng	21,492	1.01%	\$A/\$NZ	1.2824	-0.65%	Copper	3.71	-2.42%	4 Year	3.69%
Dow	12,950	0.35%	\$A/¥	85.23	0.45%	Oil	103.24	0.91%	5 Year	3.70%
FTSE 100	5,905.1	0.33%	€/ \$US	1.3148	0.10%	Natural Gas	2.68	4.56%	10 Year	4.05%
VIX	17.78	-7.49%	\$US/£	0.6317	0.00%	Iron Ore	134.30	-1.83%	15 Year	4.45%

Top ASX 200 Movers (previous trading day)



Weekly Economic Calendar

Sat	18/2	Mon	20/2	Tue	21/2	Wed	22/2	Thurs	23/2
	USD Consumer Price Index (YoY) (JAN) Prev: 3.0% Actual: 2.9%		USD Holiday: Presidents' Day		AUD Conference Board Australia Leading Index (Dec) Prev: -0.3%		AUD Conference Board Leading Index (DEC) Prev: -0.3%		AUD Average Weekly Wages (YoY) (NOV) Prev: 5.3% Forecast: 4.7%
					JPN All Industry Activity Index (MoM) (Dec) Prev: -1.1%		EUR Euro-Zone Consumer Confidence (FEB A) Prev: -20.7		USD Existing Home Sales (JAN) Prev: 4.61M Forecast: 4.65M

Today's Corporate Actions

Security	Action
AQQN NEW LISTING	[AQQN] APHRODITE DEF
CBA QUOTED	Ex Dividend
KOV QUOTED	Ex Dividend
OZL QUOTED	Ex Dividend
PTO CHANGE OF DESC	PHOTOME FPO NEW: PHOTOME DEF SET
PTO QUOTED	Reconstructed
TLS QUOTED	Ex Dividend
AQNHA CHANGE OF IR	[AQNHA] AMP GP FIN FRN APR19 9.4017% NEW: 9.1067%
NABHA CHANGE OF IR	[NABHA] BANK NATINCSEC 5.9017% NEW: 5.6067%
TAHHA CHANGE OF IR	[TAHHA] TABCORP BONDMAY14 8.9017% NEW: 8.6067%

Important Disclaimer: This may affect your legal rights: This document has been prepared without consideration of any specific client's financial situation, particular needs and investment objectives. While this document is based on the information from sources which are considered reliable, no responsibility is accepted by Third Party Platform Pty Ltd ABN 74 121 227 905 AFSL 314 341 trading as Desktop Broker, its directors, employees and consultants for its accuracy and completeness which are not guaranteed and no warranty of accuracy, completeness or reliability is given or implied and no responsibility for any loss or damage arising in any way for any representation, act or omission is accepted. Nor does Desktop Broker accept any responsibility to inform you of any matter that subsequently comes to its notice, which may affect any of the information contained in this document. This document is a private communication to advisors and is not intended for public circulation or for the use of any third party. This is general investment advice only and does not constitute advice to any person.

Disclosure of Interest: Desktop Broker receives commission from dealing in securities and its associates may hold shares in the companies contained in this report.